

Part Four:

Activities for Students

St. Brigid's Cross
St. Brigid's Bread
Feast of the Presentation – Wordsearch
Blaise's Biscuits
St. Agatha's Gold
Scripture Research
Children's Literature Selections
Taking the Right Path
A Time to Serve
Saints Can Help us Pray
Praying for Others
Word Search
Puzzle
Fact Sheet

Supplemental Resources

ST. BRIGID

Life of the Saint

St. Brigid, the “Mary of the Gael,” is second only to St. Patrick as Ireland’s favorite saint. Although facts of her life are few, her legend abounds with acts of charity, often including the multiplication of food. In Ireland, a spiced yeast bread called *barm brack* is baked for her feast, and neighbors are invited to join with the family in an evening of feasting and fun in her honour. In rural Ireland, a St. Brigid’s Cross would be nailed under the barn eaves. In some areas, it is placed in dwellings on the eve of the feast. The legend of the cross is that once St. Brigid was acting as nurse to a pagan chieftain. While he slept, she made across with some rushes from the floor. On waking the chieftain asked why she had formed it and our saint told him the story of Calvary. Deeply impressed, he returned to health and converted.

Source: Ann Ball. Catholic Traditions in the Home and Classroom: 365 Days to Celebrate a Catholic Year. Huntington, Indiana: Our Sunday Visitor Publishing Division, 2005.

ACTIVITY 1: St. Brigid’s Cross*

Although the St. Brigid’s Cross is usually made from rushes or straw in Ireland, you can easily weave one of the decorative crosses from many materials. Any limber material such as a vine or long grass will do. If you have access to stalks of wheat, the cross takes on an even deeper dimension if you leave the head of grain which, when woven, will form the ends of the cross’s arms.

Materials: You will need:

16 pieces of straw or other weaving material, each 8” in length
thread to tie off the ends

(Diagram is pictured on p. 49 of Catholic Traditions in the Home and Classroom by Ann Ball)

Directions: Fold first two pieces in half, slipping one side of one piece through the fold of the other. Fold a third piece in half over the second piece. Continue adding folded pieces, lapping each piece over the one you just placed previously, as in the diagram. When all 16 pieces have been placed, take loose ends of the last piece and tuck them under the

piece they face. Pinch loose ends of each arm of the cross together and tie tightly with twine. Clip loose ends closely as possible to the tie.

*Visit <http://www.geocities.com/rainforestvines/5863/ethod1.html> for three additional explanations of how to make a traditional St. Brigid's Cross.

ACTIVITY 2: St. Brigid's Bread

2/3 c. butter or margarine

1/3 c sour milk

1/4 c brown sugar, packed

1/2 c granulated sugar

1 pkg. yeast

1 egg

1 c oats

1 c Bisquick

2 tsp. cinnamon

1 tsp. allspice

1/2 tsp. ginger

Heat butter and milk to melt butter in microwave (or melt butter and scald milk). Add sugars. Allow to cool slightly and add yeast, stirring to mix. Let mixture rest for 10 minutes. Add slightly beaten egg. Mix all dry ingredients and stir into yeast mix. Lightly grease a Pyrex pie plate. Pour in batter and bake at 375 degrees for 20-25 minutes. When done, allow to cool slightly and serve warm with butter.

Source: Ann Ball. Catholic Traditions in the Home and Classroom: 365 Days to Celebrate a Catholic Year. Huntington, Indiana: Our Sunday Visitor Publishing Division, 2005.

**FEAST OF THE PRESENTATION OF THE LORD
ACTIVITY 1:**

Wordsearch - Luke 2:25-38



M	J	T	D	B	O	V	X	B	M	S	S	P	U	C	B	K	C	X	Z	ANNA DESTINED DEVOUT GENTILES ISRAEL JERUSALEM MASTER MESSIAH PEACE PROPHETESS REDEMPTION RIGHTEOUS SALVATION SERVANT SIMEON SWORD TEMPLE
M	I	P	S	N	H	A	I	S	S	E	M	B	D	M	P	N	T	J	N	
U	F	C	X	Y	X	R	T	S	K	R	B	O	N	G	S	Q	T	B	S	
B	H	S	T	A	P	R	O	V	W	V	N	K	S	E	Z	K	K	C		
A	Q	X	N	O	I	T	A	V	L	A	S	V	E	S	L	V	Y	D	C	
N	G	R	K	J	T	V	A	P	F	N	N	H	C	E	I	T	D	V	N	
N	U	C	H	N	J	K	S	C	Z	T	I	G	A	T	T	X	T	G	C	
A	M	I	S	R	F	K	P	H	A	X	R	Z	H	E	N	R	I	Z	W	
E	O	N	V	J	U	F	Q	M	O	Y	E	S	P	H	E	I	P	A	H	
H	S	B	I	F	N	F	U	G	T	T	D	U	C	P	G	Q	G	M	P	
T	H	H	N	O	E	M	I	S	W	B	E	O	I	O	M	N	H	H	H	
M	A	S	T	E	R	D	R	O	W	S	M	E	H	R	R	N	D	Q	Y	
O	R	P	C	J	L	E	E	Q	P	G	P	T	Q	P	J	I	J	J	V	
S	S	E	V	V	I	N	V	E	L	U	T	H	D	D	K	A	M	Q	L	
B	W	A	C	E	T	I	W	P	E	F	I	G	E	Q	G	C	N	J	Y	
P	Y	C	L	Z	M	T	L	Z	A	L	O	I	Z	E	Q	X	D	S	V	
Y	P	E	K	B	G	S	C	J	R	E	N	R	T	U	O	V	E	D	Y	
K	B	A	L	A	M	E	L	A	S	U	R	E	J	R	J	M	H	K	H	
A	O	C	D	L	R	D	G	W	I	C	G	H	R	N	J	Z	B	C	V	
X	J	X	T	E	M	P	L	E	Q	P	A	E	T	Z	R	R	L	M	Y	

Wordsearch - Luke 2:25-38

Words selected from: <http://www.usccb.org/nab/bible/luke/luke2.htm#v25>

Resources for Catholic Educators – <http://www.silk.net/RelEd/> Drawing graciously provided by Calvary Chapel Children's Ministry

ST. BLAISE

Life of the Saint

St. Blaise was a fourth-century Armenian bishop and martyr who, while he was in prison, cured a young boy who had a fish bone stuck in his throat. Thus he is the patron saint for diseases of the throat, and on his feast day crossed candles are used to bless throats.

In Rome, in the church bearing his name, a choral Mass according to the Armenian rite is said on his feast, after which small loaves of bread are given out. Hard biscuits such as *mostaccioli* are traditionally eaten on the saint's feast.

In central Europe and in the Latin Countries, people are still given blessed breads of which they eat a small piece whenever they have a sore throat.

ACTIVITY 1: Blaise Biscuits

1 egg
½ c beer
1 tbsp. sugar
2 ½ c Bisquick

In a bowl, slightly beat the eggs with the beer and sugar. Add the Bisquick, stirring to mix thoroughly. Turn out on a heavily floured board and roll to half-inch thickness. Spray a glass pie plate with oil and place biscuits touching sides. Bake at 375 degrees for about 15 minutes. Yield: 1 dozen.

Source: Ann Ball. Catholic Traditions in the Home and Classroom: 365 Days to Celebrate a Catholic Year. Huntington, Indiana: Our Sunday Visitor Publishing Division, 2005.

ACTIVITY 2: Blessing of Throats

On this feast day we have the opportunity to have our throats blessed in church. Explain the history behind the practice.

The custom of blessing throats on his feast day is taken from Blaise's healing of a young boy who had a fish bone stuck in his throat. The two blessed candles used in the ceremonies commemorate those brought to Blaise in prison by the boy's mother. The priest will form an X with the candles in his left hand and bless each individual with these words: "Through the intercession of St. Blaise, may the Lord free you from all ailments of the throat and all other ailments" The children should respond, "Amen."

ST. AGATHA

Life of the Saint

In the legend of St. Agatha, her breasts were severed during her martyrdom. In the region near her birthplace of Catania in Sicily, Catanese nuns make little rounded marzipan confections, called *mine de vergine*, which are eaten on her day as special treats.

According to legend, Agatha miraculously freed her native city from starvation and stopped an eruption of the volcano, Etna. Therefore, besides being the patroness of those afflicted with breast cancer, she is venerated as a 'bread' saint and a patron against fire. On her feast day, people baked "Agatha loaves," to which they attached little pieces of paper with her picture and handwritten prayers against fire. The loaves were blessed in church and kept as a sacramental.

ACTIVITY 1: St. Agatha's Gold (Hot Cheese Fingers)

1 glass Old English cheese

½ cup margarine

1 beaten egg

12 slices of bread, crust removed and cut in half

Mix margarine, cheese, and egg, beating to form a smooth icing. Ice top and sides of bread slices. Bake on an ungreased cookie sheet at 350 degrees for 5 – 10 minutes. Serve hot. These can be made in advance and refrigerated until used. Yield: 12 double fingers or 24 singles. **Helen Nixon**

Source: Ann Ball. Catholic Traditions in the Home and Classroom: 365 Days to Celebrate a Catholic Year. Huntington, Indiana: Our Sunday Visitor Publishing Division, 2005.


ACTIVITY 2: Further Research

Visit the website www.catholic.org and read a more detailed account of St. Agatha's life. Compose a prayer asking her intercession for those who suffer with cancer of the breast.

Taking the Right Path

Name _____

Can you find your way through this maze to the place where Jesus waits for you?
Watch out for the temptations along the way.



©2001 HiTime®Pflaum, Dayton, OH 45449 (800-543-4383). Permission is granted by the publisher to reproduce this page for classroom use only.

A Time to Serve

Name _____

We are all called to love God and to love one another. We answer God's call in different ways. Some people answer God's call by making special promises. They promise to love God and to serve God's people. They are "priests," "deacons," and "sisters." Do you know any priests, deacons, or sisters?

Find out some ways that priests, deacons, sisters, and others spend their time serving God and God's people. Use this clock. Find the letters on the hours for the times that are given. Write them in the blanks. Draw lines to show who does what. More than one line can go to each person.

1. _____ Mass.
9:00 1:00 12:00

2. _____ at Mass.
1:00 9:00 9:00 5:00 9:00 10:00

3. _____ people who are sick.
11:00 5:00 9:00 5:00 10:00

4. _____ people who are poor.
4:00 3:00 6:00 7:00


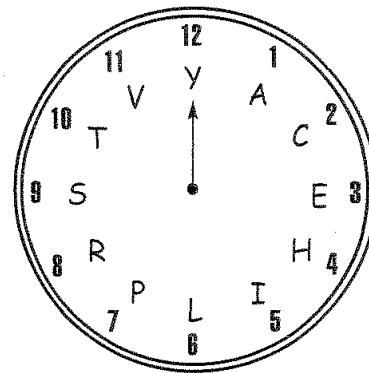
5. _____ children.
10:00 3:00 1:00 2:00 4:00

6. _____ people who ask for guidance.
4:00 3:00 6:00 7:00

7. _____ the parish council.
1:00 9:00 9:00 5:00 9:00 10:00

8. _____ other jobs besides the Church.
4:00 1:00 11:00 3:00


9. _____ throughout the day.
7:00 8:00 1:00 12:00



Saints Can Help Us Pray

Name _____



We can call on the saints to pray with us and they will add their prayers to ours. All we have to do is ask them. Some saints are patrons of special favors, others have a wonderful understanding of our problems. See if you can match the saints on the left with their special areas of help on the right.



- | | |
|---------------------------------|--|
| ___ 1. Saint Francis | a. Mother to Jesus and to all God's children |
| ___ 2. Saint Anthony | b. Patron saint of Ireland |
| ___ 3. Saint Jude | c. Patron saint of lost youth |
| ___ 4. Saint Thérèse of Lisieux | d. Stepfather to Jesus and patron of all fathers |
| ___ 5. Saint Joseph | e. Patron saint of animals and pets |
| ___ 6. Saint John Bosco | f. Patroness of missions |
| ___ 7. Blessed Virgin Mary | g. Patron saint of impossible cases |
| ___ 8. Saint Patrick | h. Patron saint of lost articles |



Look up your own patron saint and write a short summary of your patron saint's life.



How can you follow your patron saint's example in your own life?

Praying for Others

Jesus wants us to care about others—not just about their bodies but also about their souls. The Church has many ways to help people to grow in spirit. These are called the Spiritual Works of Mercy.

Use the Key to decode the seven works of mercy listed here. Replace all 1's with A's, all 2's with B's, and so on.

- Key**
- 1=A 6=F 11=L 15=P 19=U
 - 2=B 7=G 12=M 16=R 20=Y
 - 3=C 8=H 13=N 17=S 21=W
 - 4=D 9=I 14=O 18=T 22=Y
 - 5=E 10=J

Name _____



3 14 13 20 5 16 18 18 8 5
17 9 13 13 5 16



9 13 17 18 16 19 3 18
18 8 5 9 7 13 14 16 1 13 18



3 14 19 13 17 5 11 18 8 5
4 14 19 2 18 6 19 11



3 14 12 6 14 16 18 18 8 5
17 14 16 16 14 21 6 19 11



2 5 1 16 21 16 14 13 7 17
15 1 18 9 5 13 18 11 22



6 14 16 7 9 20 5 1 11 11
9 13 10 19 16 9 5 17



15 16 1 22 6 14 16 18 8 5
11 9 20 9 13 7 1 13 4

18 8 5 4 5 1 4

WORD SEARCH

Directions: Circle the following words in the box below:

BROTHERS
FAITH
JOY
PRAY

CATHOLIC
GOD
LITURGY
SCHOOL

COMPASSION
HOPE
LORD
SERVE

COURAGE
JESUS
LOVE
SISTERS

A	D	F	L	O	O	H	C	S	N
E	P	O	H	C	L	O	C	O	P
E	E	G	L	O	V	E	I	L	B
V	J	E	S	U	S	S	L	I	R
R	D	H	J	R	S	L	O	T	O
E	O	P	R	A	Y	O	H	U	T
S	G	I	P	G	M	R	T	R	H
B	J	M	K	E	N	D	A	G	E
C	O	F	A	I	T	H	C	Y	R
C	Y	S	I	S	T	E	R	S	S

Catholic Schools' Week

Directions: Using the letters at the bottom of the page, fill in the blanks above each number and solve the puzzle.

10 5 17 19 17 21 1 13 18 17

8 9 17 6 14 11 11 14 21 5 16 17

18 14 2 5 6 9 11 11 5 4

21 9 18 8 10 14 22 ,

3 14 19 16 1 7 5 , 1 13 4

3 14 12 15 1 17 17 9 14 13

18 8 1 18 11 5 1 4 17

19 17 18 14 17 5 16 20 5

14 18 8 5 16 17 !

A = 1	E = 5	I = 9	N = 13	S = 17	W = 21
B = 2	F = 6	J = 10	O = 14	T = 18	Y = 22
C = 3	G = 7	L = 11	P = 15	U = 19	
D = 4	H = 8	M = 12	R = 16	V = 20	

FACT SHEET

Did you know...

1. There are five dioceses in the Province of British Columbia
 - a. The Archdiocese of Vancouver is under the leadership of Archbishop J. Michael Miller CSB who was appointed June 1, 2007. The Archdiocese covers the entire southwest coast of BC and is bordered on the east by Kamloops and Nelson Diocese. Prince George Diocese forms the boundary on the north.
 - b. Victoria is the smallest diocese geographically in the province of British Columbia. It encompasses all of Vancouver Island, the Gulf Islands and adjacent islands. Bishop Gary Gordon, the 17th Bishop of Victoria, began his ministry in Victoria in August 2014.
 - c. The Diocese of Kamloops is truly the interior of British Columbia. It is touched on the north by Prince George, the east by Nelson and the southwest by Vancouver. Most Reverend David J. Munroe has been the Bishop since 2002. He is the 5th Bishop of Kamloops.
 - d. The Diocese of Prince George is the most northern diocese in BC. The Archdiocese of Vancouver and Kamloops form the southern border and part of the Northwest Territories forms the northern border. The Most Reverend Stephan Jensen, was appointed sixth Bishop of Prince George Diocese in 2013.
 - e. The Diocese of Nelson reaches to the US border on the south and stretches to the Alberta border on the east, Kamloops and Vancouver form the western border. Franciscan Father John Corriveau OFM Cap as installed was the sixth Bishop of Nelson in January of 2008.
2. Catholic schools were started in the middle 1800's by the Sisters of St. Ann with the opening of two St. Ann's Schools – one in Kamloops and Victoria!
3. It wasn't until 1977 that Catholic schools received financial aid (30%) which, in 1989, was increased to 50% of what students in a public school in the district receive.
4. For over 100 years, Catholic schools have shared in the mission of the Church in BC by linking faith with learning and culture.
5. All Catholic schools are regularly inspected by the Ministry to ensure they are administered and operated according to the Independent School Act.
6. Catholic schools are unique in that financial support comes from three sources: the government, tuition and the parishes.

7. The largest diocese geographically is Vancouver with over 14,000 students in 40 elementary and 9 secondary schools.
8. Island Catholic Schools are located on Vancouver Island, 48 km from the mainland. There are approximately 1800 students in 6 elementary schools and one high school on the Island.
9. Prince George Catholic Schools have a rich history of dedicated Catholic volunteers known as the Frontier Apostolate and many religious sisters and brothers to thank for the nine schools in the diocese. Today more than _____ students attend.
10. The oldest Catholic school in BC is St. Ann's Academy in Kamloops. Two other schools in Kamloops, plus a school in Vernon, Quesnel and Williams Lake provide Catholic education for _____ students.
11. Like the other diocese, Nelson in the southeast corner of BC has religious sisters and brothers to thank for service which enabled Catholic education to flourish. Today _____ schools are in operation for _____ students.

WORD SEARCH

Directions: Circle the following words in the box below:

BROTHERS
FAITH
JOY
PRAY

CATHOLIC
GOD
LITURGY
SCHOOL

COMPASSION
HOPE
LORD
SERVE

COURAGE
JESUS
LOVE
SISTERS

A	D	F	L	O	O	H	C	S	N
E	P	O	H	C	L	O	C	O	P
E	E	G	L	O	V	E	I	L	B
V	J	E	S	U	S	S	L	I	R
R	D	H	J	R	S	L	O	T	O
E	O	P	R	A	Y	O	H	U	T
S	G	I	P	G	M	R	T	R	H
B	J	M	K	E	N	D	A	G	E
C	O	F	A	I	T	H	C	Y	R
C	Y	S	I	S	T	E	R	S	S

Children's Literature

Note:

1. Many school libraries contain the Brian McClure Collection of Children's Books. The entry description found online reads as follows:

"Teaches universal lessons about sharing, respect, faith, love and acceptance."

Visit: www.universalfalg.com

Three from this collection that looked promising were:

1. The Raindrop
2. Who Am I?
3. The Sun and Moon

2. Also consider **Noah's Park Sing-Along** by Faith Kids

"With songs from the first three Noah's Park videos, this collection is a wonderful way for children to have fun and discover God's involvement in their daily life. Includes a CD with six-page insert."

3. The Three Questions by Jon J. Muth
4. The Tale of Three Trees by Angela E. Hunt